

Design and Technology
(Product Design)
Advanced
COMPONENT 1

Diagram Booklet

In the boxes below, write your name, centre number and candidate number.

Surname					
Other names					
Centre Number					
Candidate Number					

INSTRUCTIONS

There may be spare copies of some diagrams in case you need them.

THIS DIAGRAM BOOKLET MUST BE RETURNED WITH THE QUESTION PAPER AT THE END OF THE EXAMINATION.

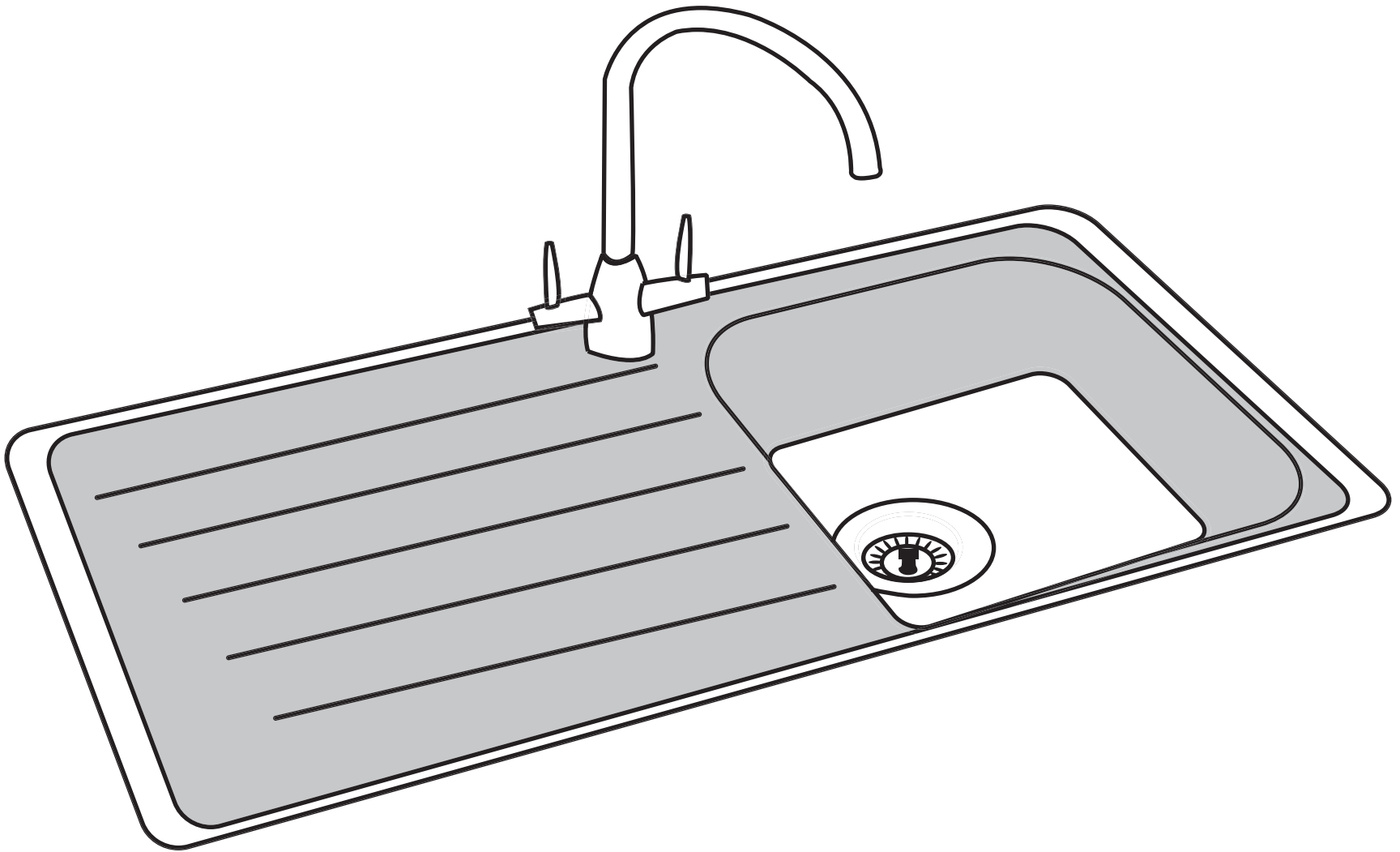
Contents

Page

4	Question 1
5	Question 1(c)
6	Question 2
7	Question 3
8	Question 6
9	Question 7 Not to scale
10	Question 7
11	Question 7 (Spare copy)
12–15	Question 8
16	Question 9
17	Question 11

Question 1

FIGURE 1




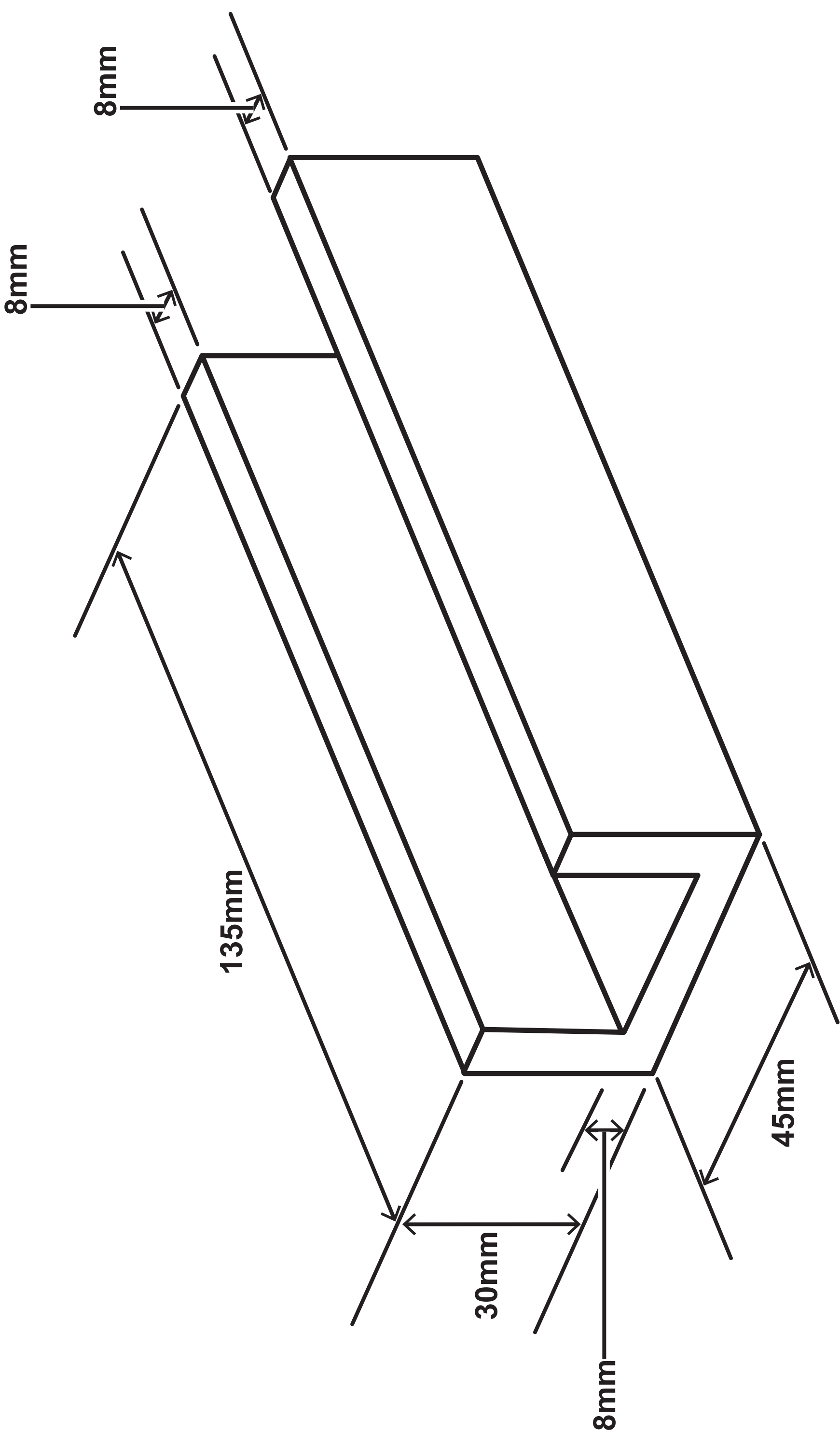

Question 1(c)**FIGURE 2**

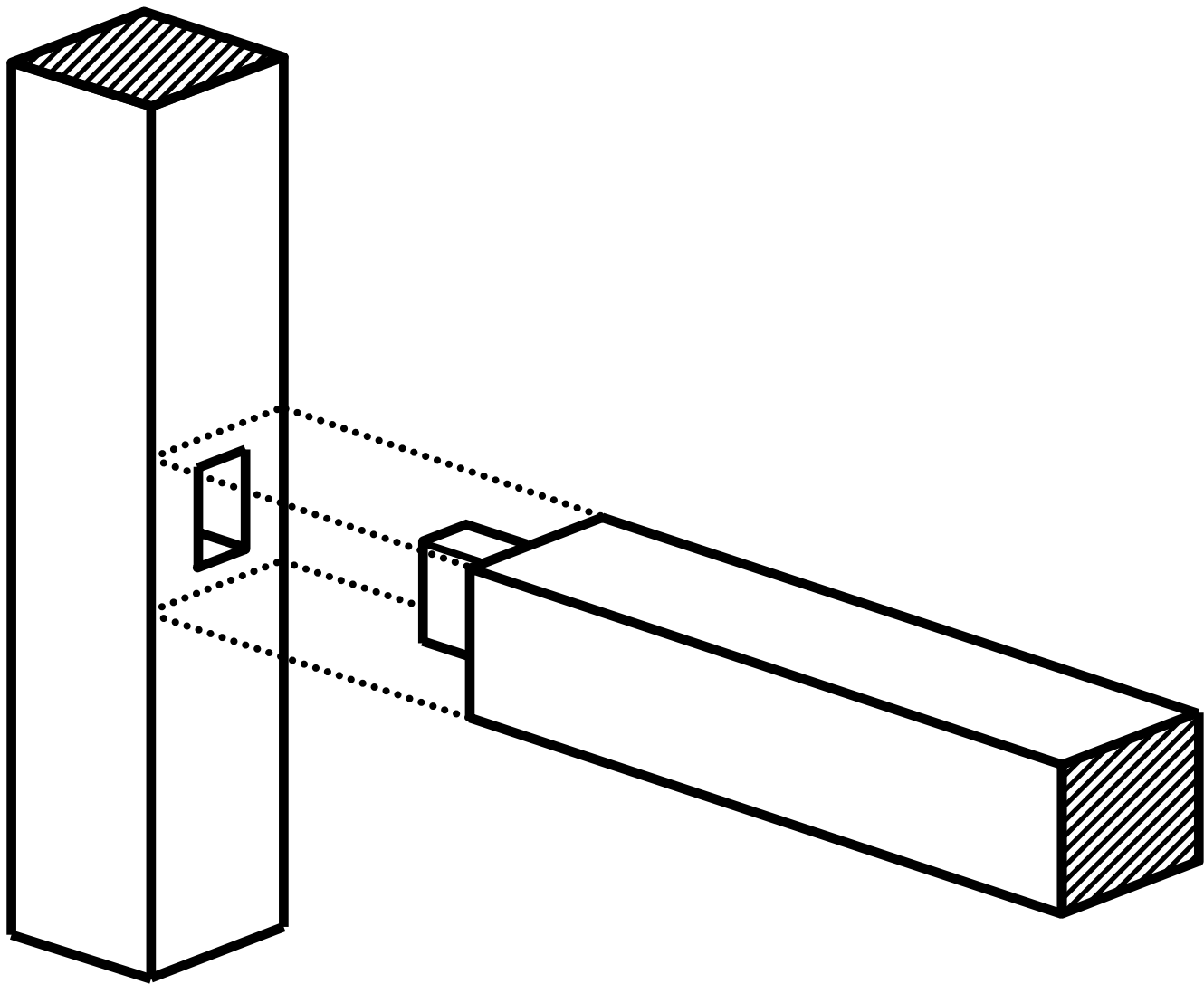
FIGURE 3



Question 3**FIGURE 4**

Question 6

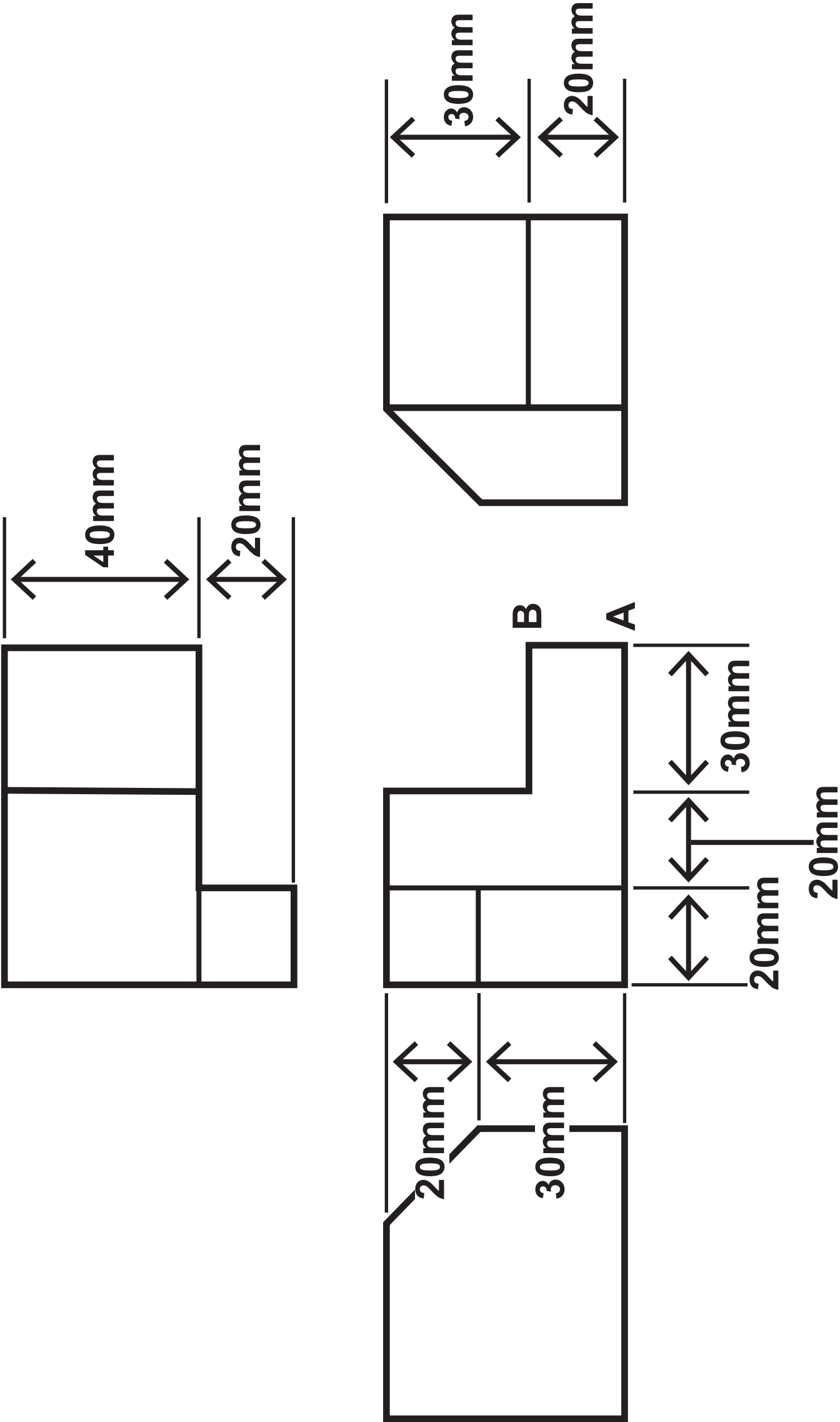
FIGURE 5




Question 7

FIGURE 6


Not to scale



Question 7



Question 7



Question 8**FIGURE 7 The Red House External View**

The photograph on the following page shows an external view of 'The Red House'. The house has an apparent L shaped floor plan, two storeys in height with a complex steep highly pitched roof. Five tall brick-built chimney stacks are visible. Some sections of the roof are pyramid shaped and there is an external well with a conical roof, these roofs have decorative finials with one incorporating an open dovecote with a weather vane. Windows are generally thin and tall with small square panes of glass separated within the window by small timber sections. The building also has some small circular windows and a window with a brick arch, partially infilled with a secondary brick arch in over the window. Walls are built out of brick in 'English Bond' with brick arches above the windows and an open gothic style arch to the main entrance. The surroundings are planted with shrubs and there are climbing plants on some sections of the wall.

(continued on the next page)

The Red House External View



Question 8**FIGURE 8 The Red House Internal View**

The photograph on the following page shows an internal view of the hallway in 'The Red House'. The floor appears to be finished with a ceramic quarry tile partially covered with a traditional patterned rug with frayed or tasselled edges. The dog-leg staircase is constructed from a dark hardwood and is uncarpeted. The balustrading has solid hardwood panelling between the stair string and handrail. The newel posts on the staircase are tall and elaborate with steep pyramid shaped tops. There is a traditional cast iron radiator at the bottom of the staircase. The staircase appears to be well lit with natural light from two large windows adjacent to the staircase. Walls are light in colour with one of the walls covered in a pale coloured wallpaper with leaf pattern print. The cupboard unit in the hallway is highly decorative with inlays portraying people at leisure. The cupboard unit also incorporates drawers and has a wooden seat/bench at the front of the unit.

(continued on the next page)

The Red House Internal View

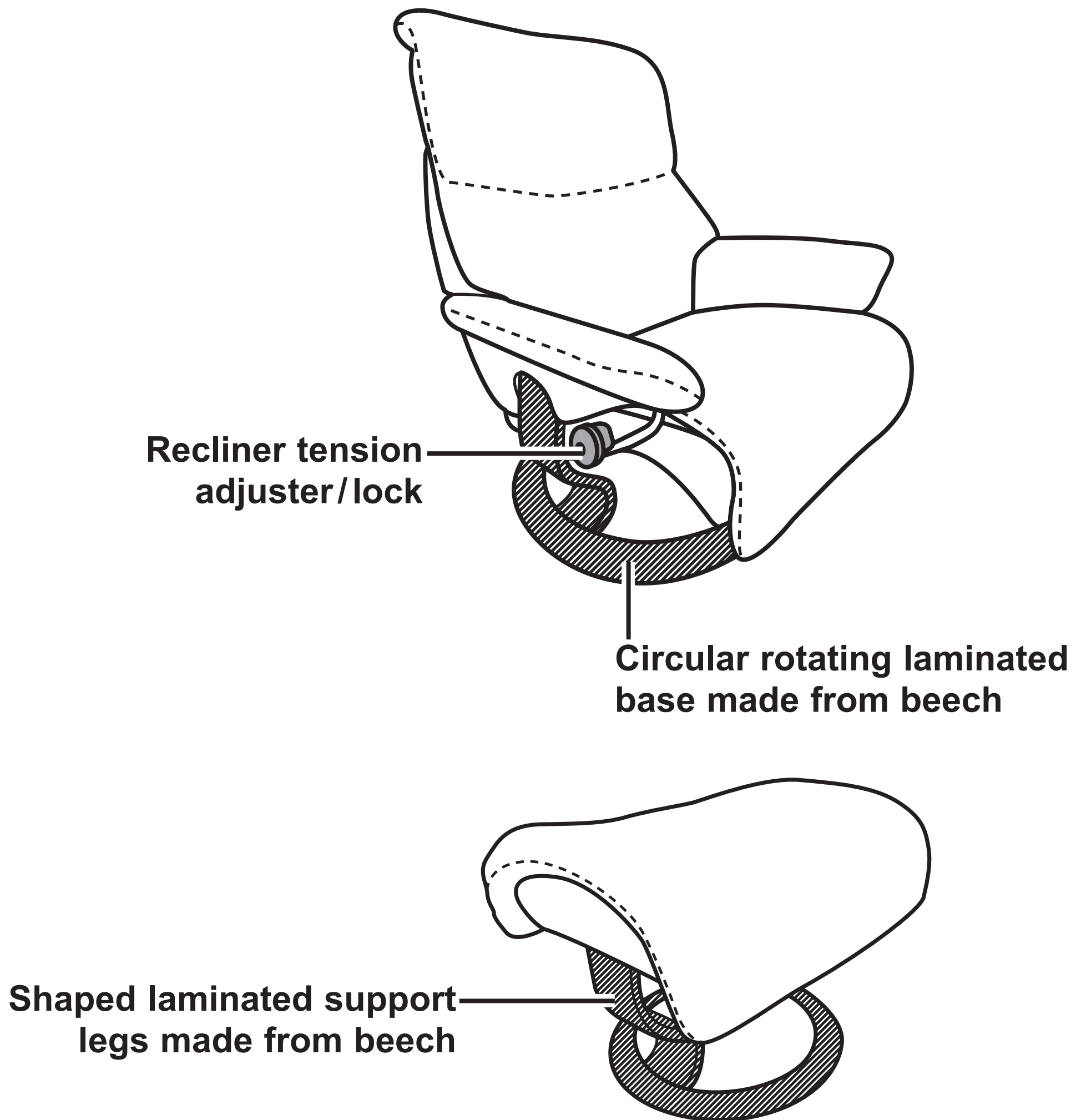


Question 9

FIGURE 9 Modern Smart Watch

Question 11

FIGURE 10



SOURCE INFORMATION

Question 8

Figure 7 Source © StuartSmith/Shutterstock

Figure 8 Source © Richard Gardner/Shutterstock